

# CHAPTER - 1

## THE SOLID STATE - EXERCISE SOLUTIONS

### Question 1.1:

Define the term 'amorphous'. Give a few examples of amorphous solids.

Answer

Amorphous solids are the solids whose constituent particles are of irregular shapes and have short range order. These solids are isotropic in nature and melt over a range of temperature. Therefore, amorphous solids are sometimes called pseudo solids or super cooled liquids. They do not have definite heat of fusion. When cut with a sharp-edged tool, they cut into two pieces with irregular surfaces. Examples of amorphous solids include glass, rubber, and plastic.

### Question 1.2:

What makes a glass different from a solid such as quartz? Under what conditions could quartz be converted into glass?

Answer

The arrangement of the constituent particles makes glass different from quartz. In glass, the constituent particles have short range order, but in quartz, the constituent particles have both long range and short range orders.

Quartz can be converted into glass by heating and then cooling it rapidly.

### Question 1.3:

Classify each of the following solids as ionic, metallic, molecular, network (covalent) or amorphous.

**(i)** Tetra phosphorus decoxide ( $P_4O_{10}$ ) **(vii)** Graphite

**(ii)** Ammonium phosphate  $(NH_4)_3PO_4$  **(viii)** Brass

**(iii)** SiC **(ix)** Rb **(iv)**  $I_2$  **(x)** LiBr **(v)**  $P_4$  **(xi)** Si

Answer

Ionic → **(ii)** Ammonium phosphate  $(NH_4)_3PO_4$ , **(x)** LiBr

Metallic → **(viii)** Brass, **(ix)** Rb

Molecular → **(i)** Tetra phosphorus decoxide ( $P_4O_{10}$ ), **(iv)**  $I_2$ , **(v)**  $P_4$ .

Covalent (network) → **(iii)** SiC, **(vii)** Graphite, **(xi)** Si

Amorphous → **(vi)** Plastic

**Question 1.4:**

- (i)** What is meant by the term 'coordination number'?
- (ii)** What is the coordination number of atoms:
  - (a)** in a cubic close-packed structure?
  - (b)** in a body-centred cubic structure?

Answer

- (i)** The number of nearest neighbours of any constituent particle present in the crystal lattice is called its coordination number.
- (ii)** The coordination number of atoms
  - (a)** in a cubic close-packed structure is 12, and
  - (b)** in a body-centred cubic structure is 8

**Question 1.5:**

How can you determine the atomic mass of an unknown metal if you know its density and the dimension of its unit cell? Explain.

Answer

By knowing the density of an unknown metal and the dimension of its unit cell, the atomic mass of the metal can be determined.

Let 'a' be the edge length of a unit cell of a crystal, 'd' be the density of the metal, 'm' be the atomic mass of the metal and 'z' be the number of atoms in the unit cell.

Now, density of the unit cell =  $\frac{\text{Mass of the unit cell}}{\text{Volume of the unit cell}}$

$$\Rightarrow d = \frac{z m}{a^3} \quad (i)$$

[Since mass of the unit cell = Number of atoms in the unit cell × Atomic mass]

[Volume of the unit cell = (Edge length of the cubic unit cell)<sup>3</sup>] From

equation (i), we have:

$$m = \frac{d a^3}{z} \quad (ii)$$

Now, mass of the metal ( $m$ ) =  $\frac{\text{Atomic mass (M)}}{\text{Avogadro's number (N}_A)}$  Therefore,

If the edge lengths are different (say  $a$ ,  $b$  and  $c$ ), then equation (ii) becomes:

$$M = \frac{d a^3 N_A}{z} \quad (iii)$$

$$m = \frac{d(abc)N_A}{z} \quad (iv)$$

From equations (iii) and (iv), we can determine the atomic mass of the unknown metal.

### Question 1.6:

'Stability of a crystal is reflected in the magnitude of its melting point'. Comment. Collect melting points of solid water, ethyl alcohol, diethyl ether and methane from a data book. What can you say about the intermolecular forces between these molecules?

Answer

Higher the melting point, greater is the intermolecular force of attraction and greater is the stability. A substance with higher melting point is more stable than a substance with lower melting point.

The melting points of the given substances are:

Solid water → 273 K

Ethyl alcohol → 158.8 K

Diethyl ether → 156.85 K

Methane → 89.34 K

Now, on observing the values of the melting points, it can be said that among the given substances, the intermolecular force in solid water is the strongest and that in methane is the weakest.

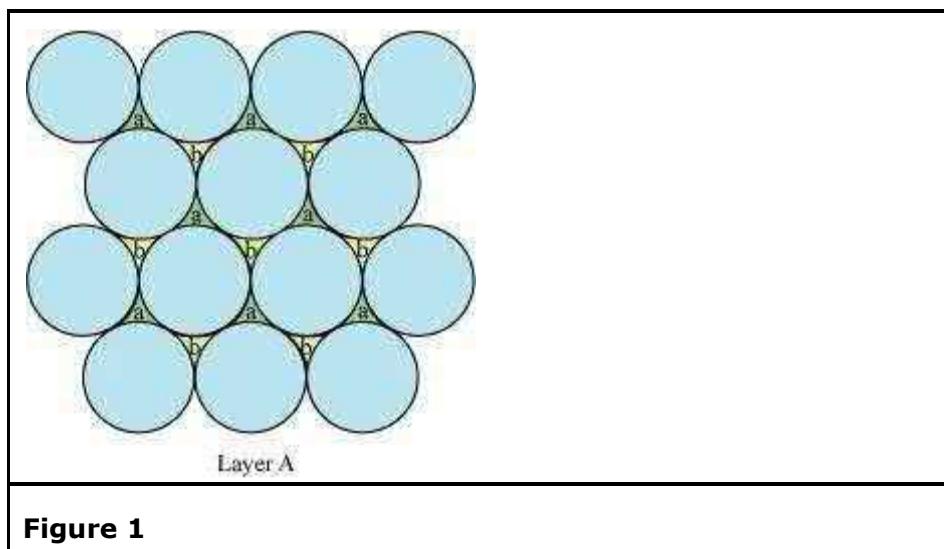
**Question 1.7:**

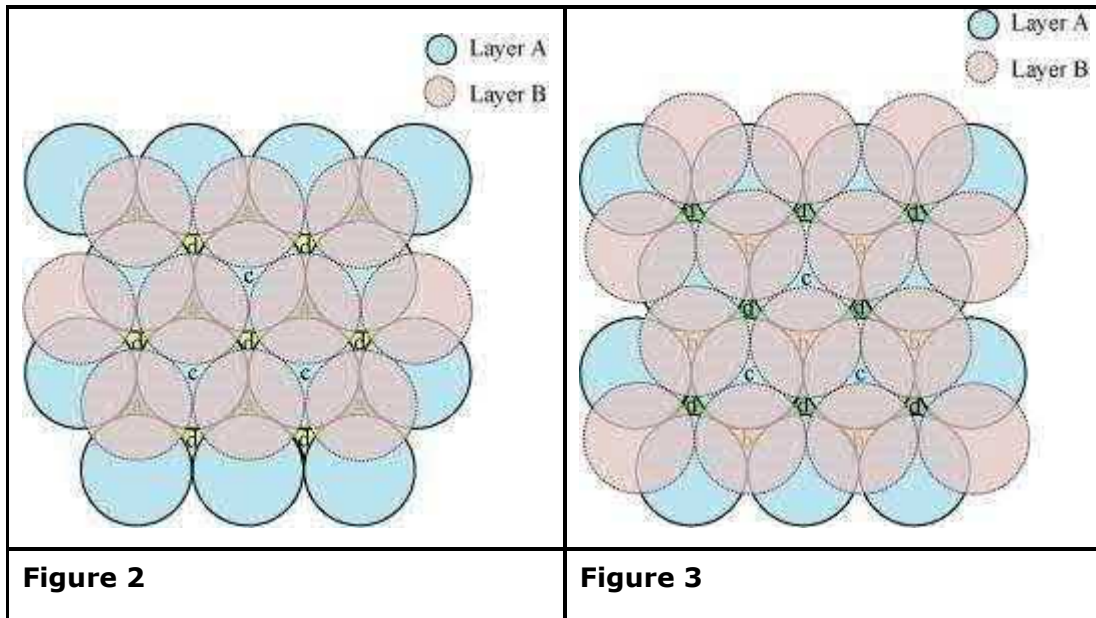
How will you distinguish between the following pairs of terms:

- (i)** Hexagonal close-packing and cubic close-packing?
- (ii)** Crystal lattice and unit cell?
- (iii)** Tetrahedral void and octahedral void?

Answer

i. A 2-D hexagonal close-packing contains two types of triangular voids (a and b) as shown in figure 1. Let us call this 2-D structure as layer A. Now, particles are kept in the voids present in layer A (it can be easily observed from figures 2 and 3 that only one of the voids will be occupied in the process, i.e., either a or b). Let us call the particles or spheres present in the voids of layer A as layer B. Now, two types of voids are present in layer B (c and d). Unlike the voids present in layer A, the two types of voids present in layer B are not similar. Void c is surrounded by 4 spheres and is called the tetrahedral void. Void d is surrounded by 6 spheres and is called the octahedral void.

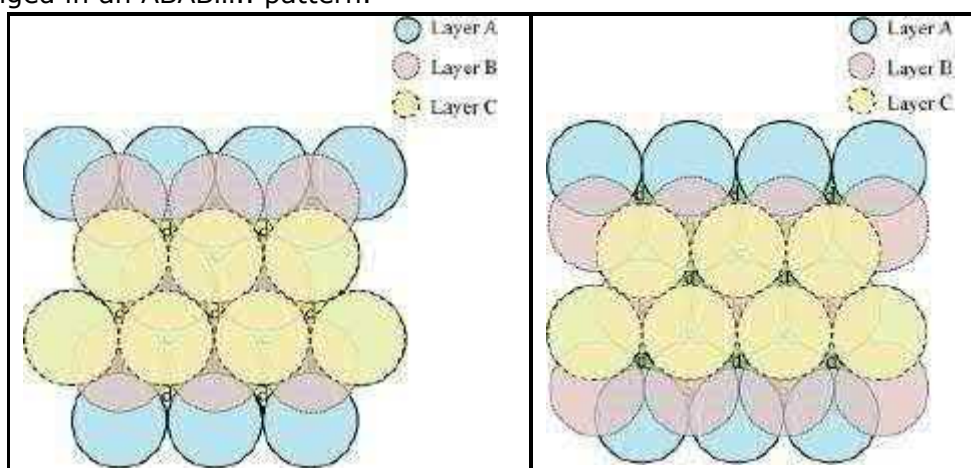




Now, the next layer can be placed over layer B in 2 ways.

**Case 1: When the third layer (layer C) is placed over the second one (layer B) in such a manner that the spheres of layer C occupy the tetrahedral voids c.**

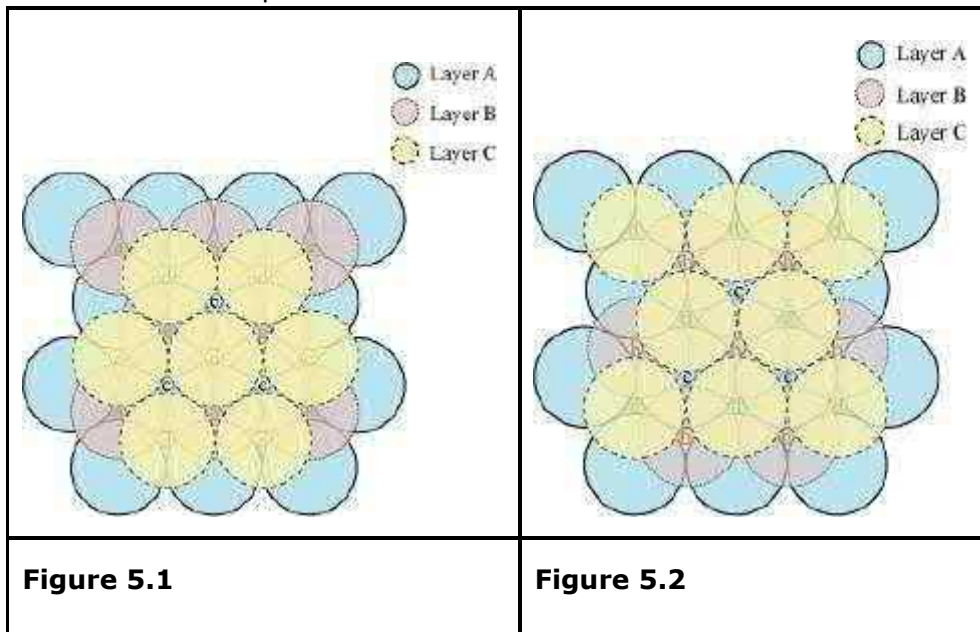
In this case we get hexagonal close-packing. This is shown in figure 4. In figure 4.1, layer B is present over the voids a and layer C is present over the voids c. In figure 4.2, layer B is present over the voids b and layer C is present over the voids c. It can be observed from the figure that in this arrangement, the spheres present in layer C are present directly above the spheres of layer A. Hence, we can say that the layers in hexagonal close-packing are arranged in an ABAB.... pattern.



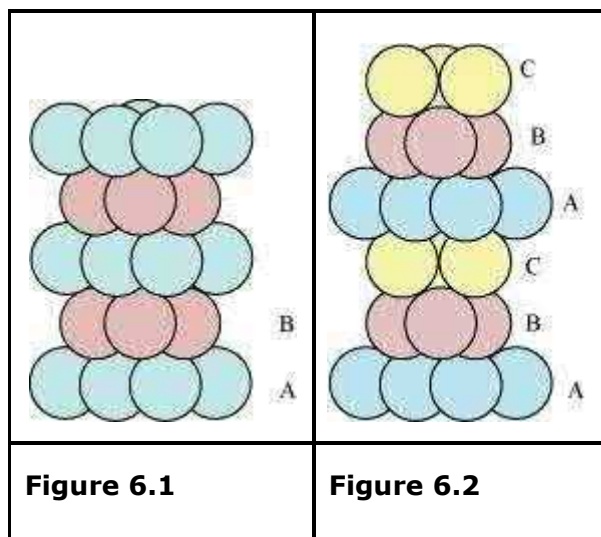
**Figure 4.1****Figure 4.2**

**Case 2: When the third layer (layer C) is placed over layer B in such a manner that the spheres of layer C occupy the octahedral voids d.**

In this case we get cubic close-packing. In figure 5.1, layer B is present over the voids a and layer C is present over the voids d. In figure 5.2, layer B is present over the voids b and layer C is present over the voids d. It can be observed from the figure that the arrangement of particles in layer C is completely different from that in layers A or B. When the fourth layer is kept over the third layer, the arrangement of particles in this layer is similar to that in layer A. Hence, we can say that the layers in cubic closepacking are arranged in an ABCABC..... pattern.



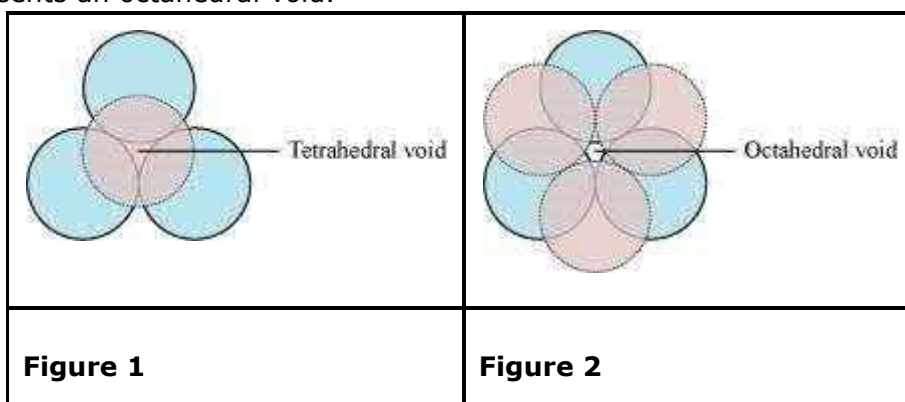
The side views of hcp and ccp are given in figures 6.1 and 6.2 respectively.



**(ii)** The diagrammatic representation of the constituent particles (atoms, ions, or molecules) present in a crystal in a regular three-dimensional arrangement is called crystal lattice.

A unit cell is the smallest three-dimensional portion of a crystal lattice. When repeated again and again in different directions, it generates the entire crystal lattice.

**(iii)** A void surrounded by 4 spheres is called a tetrahedral void and a void surrounded by 6 spheres is called an octahedral void. Figure 1 represents a tetrahedral void and figure 2 represents an octahedral void.



**Question 1.8:**

How many lattice points are there in one unit cell of each of the following lattice?

**(i)** Face-centred cubic

**(ii)** Face-centred tetragonal

**(iii)** Body-centred

Answer

**(i)** There are 14 (8 from the corners + 6 from the faces) lattice points in face-centred cubic.

**(ii)** There are 14 (8 from the corners + 6 from the faces) lattice points in face-centred tetragonal.

**(iii)** There are 9 (1 from the centre + 8 from the corners) lattice points in body-centred cubic.

**Question 1.9:**

Explain

**(i)** The basis of similarities and differences between metallic and ionic crystals.

**(ii)** Ionic solids are hard and brittle.

Answer

**(i)** The basis of similarities between metallic and ionic crystals is that both these crystal types are held by the electrostatic force of attraction. In metallic crystals, the electrostatic force acts between the positive ions and the electrons. In ionic crystals, it acts between the oppositely-charged ions. Hence, both have high melting points.

The basis of differences between metallic and ionic crystals is that in metallic crystals, the electrons are free to move and so, metallic crystals can conduct electricity. However, in ionic crystals, the ions are not free to move. As a result, they cannot conduct electricity. However, in molten state or in aqueous solution, they do conduct electricity. **(ii)** The constituent particles of ionic crystals are ions. These ions are held together in three-dimensional arrangements by the electrostatic force of attraction. Since the electrostatic force of attraction is very strong, the charged ions are held in fixed positions. This is the reason why ionic crystals are hard and brittle.

**Question 1.10:**

Calculate the efficiency of packing in case of a metal crystal for

**(i)** simple cubic



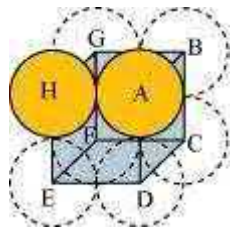
(ii) body-centred cubic

(iii) face-centred cubic (with the assumptions that atoms are touching each other).

Answer

**(i) Simple cubic**

In a simple cubic lattice, the particles are located only at the corners of the cube and touch each other along the edge.



Let the edge length of the cube be 'a' and the radius of each particle be r.

So, we can write:

$$a = 2r$$

$$\text{Now, volume of the cubic unit cell} = a^3$$

$$= (2r)^3$$

$$= 8r^3$$

We know that the number of particles per unit cell is 1.

$$= \frac{4}{3} \pi r^3$$

Therefore, volume of the

occupied unit cell

$$= \frac{\text{Volume of one particle}}{\text{Volume of cubic unit cell}} \times 100\%$$

Hence, packing efficiency

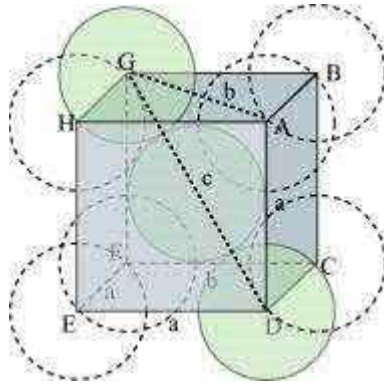
$$= \frac{\frac{4}{3} \pi r^3}{8r^3} \times 100\%$$

$$= \frac{1}{6} \pi \times 100\%$$

$$= \frac{1}{6} \times \frac{22}{7} \times 100\%$$

$$= 52.4\%$$

**(ii) Body-centred cubic**



It can be observed from the above figure that the atom at the centre is in contact with the other two atoms diagonally arranged.

From  $\triangle FED$ , we have:

$$b^2 = a^2 + a^2$$

$$\Rightarrow b^2 = 2a^2$$

$$\Rightarrow b = \sqrt{2}a$$

Again, from  $\triangle AFD$ , we have:

$$c^2 = a^2 + b^2$$

$$\Rightarrow c^2 = a^2 + 2a^2 \quad (\text{Since } b^2 = 2a^2)$$

$$\Rightarrow c^2 = 3a^2$$

$$\Rightarrow c = \sqrt{3}a$$

Let the radius of the atom be  $r$ .

Length of the body diagonal,  $c = 4r$

$$\Rightarrow \sqrt{3}a = 4r$$

$$\Rightarrow a = \frac{4r}{\sqrt{3}}$$

$$\text{or, } r = \frac{\sqrt{3}a}{4}$$

$$\text{Volume of the cube, } a^3 = \left(\frac{4r}{\sqrt{3}}\right)^3$$

A body-centred cubic lattice contains 2 atoms.

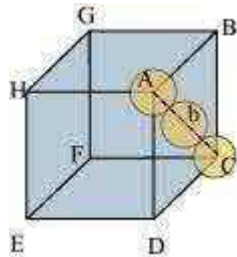
$$\begin{aligned} \text{So, volume of the occupied cubic lattice} &= 2 \times \frac{4}{3} \pi r^3 \\ &= \frac{8}{3} \pi r^3 \end{aligned}$$

$$\therefore \text{Packing efficiency} = \frac{\text{Volume occupied by two spheres in the unit cell}}{\text{Total volume of the unit cell}} \times 100\%$$

$$\begin{aligned} &= \frac{\frac{8}{3} \pi r^3}{\left(\frac{4}{\sqrt{3}} r\right)^3} \times 100\% \\ &= \frac{\frac{8}{3} \pi r^3}{\frac{64}{3\sqrt{3}} r^3} \times 100\% \\ &= 68\% \end{aligned}$$

### (iii) Face-centred cubic

Let the edge length of the unit cell be 'a' and the length of the face diagonal AC be *b*.



From  $\triangle ABC$ , we have:

$$\begin{aligned} AC^2 &= BC^2 + AB^2 \\ \Rightarrow b^2 &= a^2 + a^2 \\ \Rightarrow b^2 &= 2a^2 \\ \Rightarrow b &= \sqrt{2}a \end{aligned}$$

Let *r* be the radius of the atom.

Now, from the figure, it can be observed that:

$$b = 4r$$

$$\Rightarrow \sqrt{2}a = 4r$$

$$\Rightarrow a = 2\sqrt{2}r$$

Now, volume of the cube,  $a^3 = (2\sqrt{2}r)^3$

We know that the number of atoms per unit cell is 4.

$$= 4 \times \frac{4}{3} r^3$$

So, volume of the occupied unit cell

$$\therefore \text{Packing efficiency} = \frac{\text{Volume occupied by four spheres in the unit cell}}{\text{Total volume of the unit cell}} \times 100\%$$

$$= \frac{4 \times \frac{4}{3} r^3}{(2\sqrt{2}r)^3} \times 100\%$$

$$= \frac{16}{3} \frac{\pi r^3}{16\sqrt{2}r^3} \times 100\%$$

$$= 74\%$$

### Question 1.11:

Silver crystallises in fcc lattice. If edge length of the cell is  $4.07 \times 10^{-8}$  cm and density is  $10.5 \text{ g cm}^{-3}$ , calculate the atomic mass of silver.

Answer

It is given that the edge length,  $a = 4.077 \times 10^{-8}$  cm

Density,  $d = 10.5 \text{ g cm}^{-3}$

As the lattice is fcc type, the number of atoms per unit cell,  $z = 4$

We also know that,  $N_A = 6.022 \times 10^{23} \text{ mol}^{-1}$  Using

the relation:

$$d = \frac{z M}{a^3 N_A}$$

$$\Rightarrow M = \frac{d a^3 N_A}{z}$$

$$= \frac{10.5 \text{ g cm}^{-3} \times (4.077 \times 10^{-8} \text{ cm})^3 \times 6.022 \times 10^{23} \text{ mol}^{-1}}{4}$$

$$= 107.13 \text{ g mol}^{-1}$$

Therefore, atomic mass of silver = 107.13 u

#### Question 1.12:

A cubic solid is made of two elements P and Q. Atoms of Q are at the corners of the cube and P at the body-centre. What is the formula of the compound? What are the coordination numbers of P and Q?

Answer

It is given that the atoms of Q are present at the corners of the cube.

Therefore, number of atoms of Q in one unit cell  $= 8 \times \frac{1}{8} = 1$

It is also given that the atoms of P are present at the body-centre.

Therefore, number of atoms of P in one unit cell = 1

This means that the ratio of the number of P atoms to the number of Q atoms, P:Q = 1:1

Hence, the formula of the compound is PQ.

The coordination number of both P and Q is 8.

#### Question 1.13:

Niobium crystallises in body-centred cubic structure. If density is  $8.55 \text{ g cm}^{-3}$ , calculate atomic radius of niobium using its atomic mass 93 u.

Answer

It is given that the density of niobium,  $d = 8.55 \text{ g cm}^{-3}$

Atomic mass,  $M = 93 \text{ g mol}^{-1}$

As the lattice is bcc type, the number of atoms per unit cell,  $z = 2$

We also know that,  $N_A = 6.022 \times 10^{23} \text{ mol}^{-1}$

Applying the relation:

$$d = \frac{zM}{a^3 N_A}$$

$$\Rightarrow a^3 = \frac{zM}{d N_A}$$

$$= \frac{2 \times 93 \text{ gmol}^{-1}}{8.55 \text{ gm}^{-3} \times 6.022 \times 10^{23} \text{ mol}^{-1}}$$

$$= 3.612 \times 10^{-23} \text{ cm}^3$$

$$\text{So, } a = 3.306 \times 10^{-8} \text{ cm}$$

For body-centred cubic unit cell:

$$r = \frac{\sqrt{3}}{4} a$$

$$= \frac{\sqrt{3}}{4} \times 3.306 \times 10^{-8} \text{ cm}$$

$$= 1.432 \times 10^{-8} \text{ cm}$$

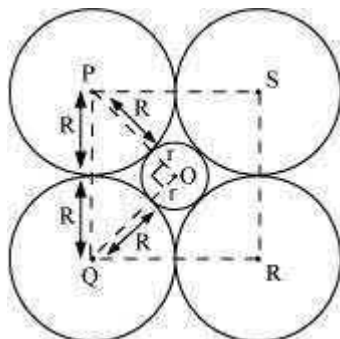
$$= 14.32 \times 10^{-9} \text{ cm}$$

$$= 14.32 \text{ nm}$$

**Question 1.14:**

If the radius of the octahedral void is  $r$  and radius of the atoms in close packing is  $R$ , derive relation between  $r$  and  $R$ .

Answer



A sphere with centre O, is fitted into the octahedral void as shown in the above figure. It can be observed from the figure that  $\Delta POQ$  is right-angled  
 $\angle POQ = 90^\circ$

Now, applying Pythagoras theorem, we can write:

$$\begin{aligned} PQ^2 &= PO^2 + OQ^2 \\ \Rightarrow (2R)^2 &= (R+r)^2 + (R+r)^2 \\ \Rightarrow (2R)^2 &= 2(R+r)^2 \\ \Rightarrow 2R^2 &= (R+r)^2 \\ \Rightarrow \sqrt{2}R &= R+r \\ \Rightarrow r &= \sqrt{2}R - R \\ \Rightarrow r &= (\sqrt{2} - 1)R \\ \Rightarrow r &= 0.414 R \end{aligned}$$

**Question 1.15:**

Copper crystallises into a fcc lattice with edge length  $3.61 \times 10^{-8}$  cm. Show that the calculated density is in agreement with its measured value of  $8.92 \text{ g cm}^{-3}$ .

Answer

Edge length,  $a = 3.61 \times 10^{-8}$  cm

As the lattice is fcc type, the number of atoms per unit cell,  $z = 4$

Atomic mass,  $M = 63.5 \text{ g mol}^{-1}$

We also know that,  $N_A = 6.022 \times 10^{23} \text{ mol}^{-1}$  Applying the relation:

$$\begin{aligned} d &= \frac{zM}{a^3 N_A} \\ &= \frac{4 \times 63.5 \text{ g mol}^{-1}}{(3.61 \times 10^{-8} \text{ cm})^3 \times 6.022 \times 10^{23} \text{ mol}^{-1}} \\ &= 8.97 \text{ g cm}^{-3} \end{aligned}$$

The measured value of density is given as  $8.92 \text{ g cm}^{-3}$ . Hence, the calculated density

8.97 g cm<sup>-3</sup> is in agreement with its measured value.

**Question 1.16:**

Analysis shows that nickel oxide has the formula Ni<sub>0.98</sub>O<sub>1.00</sub>. What fractions of nickel exist as Ni<sup>2+</sup> and Ni<sup>3+</sup> ions?

Answer

The formula of nickel oxide is Ni<sub>0.98</sub>O<sub>1.00</sub>.

Therefore, the ratio of the number of Ni atoms to the number of O atoms,

$$\text{Ni} : \text{O} = 0.98 : 1.00 = 98 : 100$$

$$\text{Now, total charge on } 100 \text{ O}^{2-} \text{ ions} = 100 \times (-2)$$

$$= -200$$

Let the number of Ni<sup>2+</sup> ions be  $x$ .

So, the number of Ni<sup>3+</sup> ions is  $98 - x$ .

$$\text{Now, total charge on Ni}^{2+} \text{ ions} = x(+2)$$

$$= +2x$$

$$\text{And, total charge on Ni}^{3+} \text{ ions} = (98 - x)(+3)$$

$$= 294 - 3x$$

Since, the compound is neutral, we can write:

$$2x + (294 - 3x) + (-200) = 0$$

$$\Rightarrow -x + 94 = 0$$

$$\Rightarrow x = 94$$

Therefore, number of Ni<sup>2+</sup> ions = 94

$$\text{And, number of Ni}^{3+} \text{ ions} = 98 - 94 = 4$$

$$\text{Hence, fraction of nickel that exists as Ni}^{2+} = \frac{94}{98}$$

$$= 0.959$$

$$\text{And, fraction of nickel that exists as Ni}^{3+} = \frac{4}{98}$$

$$= 0.041$$



Alternatively, fraction of nickel that exists as  $\text{Ni}^{3+} = 1 - 0.959$   
 $= 0.041$

**Question 1.17:**

What is a semiconductor? Describe the two main types of semiconductors and contrast their conduction mechanism.

Answer

Semiconductors are substances having conductance in the intermediate range of  $10^{-6}$  to  $10^4 \text{ ohm}^{-1}\text{m}^{-1}$ .

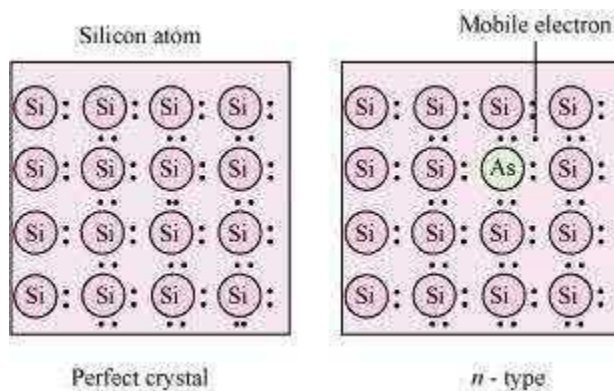
The two main types of semiconductors are:

**(i) *n*-type semiconductor (ii)**

*p*-type semiconductor

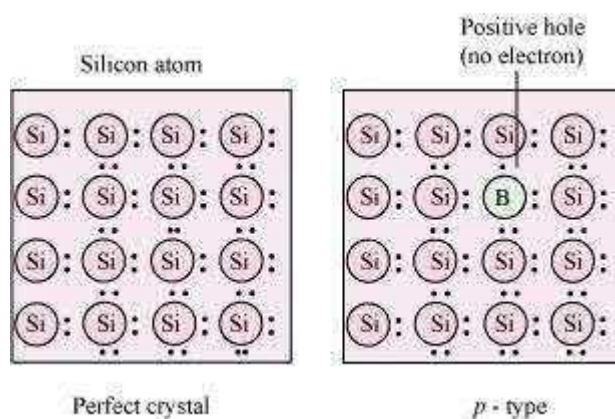
***n*-type semiconductor:** The semiconductor whose increased conductivity is a result of negatively-charged electrons is called an *n*-type semiconductor. When the crystal of a group 14 element such as Si or Ge is doped with a group 15 element such as P or As, an *n*-type semiconductor is generated.

Si and Ge have four valence electrons each. In their crystals, each atom forms four covalent bonds. On the other hand, P and As contain five valence electrons each. When Si or Ge is doped with P or As, the latter occupies some of the lattice sites in the crystal. Four out of five electrons are used in the formation of four covalent bonds with four neighbouring Si or Ge atoms. The remaining fifth electron becomes delocalised and increases the conductivity of the doped Si or Ge.



***p*-type semiconductor:** The semiconductor whose increased in conductivity is a result of electron hole is called a *p*-type semiconductor. When a crystal of group 14 elements such as Si or Ge is doped with a group 13 element such as B, Al, or Ga (which contains only three valence electrons), a *p*-type of semiconductor is generated.

When a crystal of Si is doped with B, the three electrons of B are used in the formation of three covalent bonds and an electron hole is created. An electron from the neighbouring atom can come and fill this electron hole, but in doing so, it would leave an electron hole at its original position. The process appears as if the electron hole has moved in the direction opposite to that of the electron that filled it. Therefore, when an electric field is applied, electrons will move toward the positively-charged plate through electron holes. However, it will appear as if the electron holes are positively-charged and are moving toward the negatively- charged plate.



**Question 1.18:**

Non-stoichiometric cuprous oxide,  $\text{Cu}_2\text{O}$  can be prepared in laboratory. In this oxide, copper to oxygen ratio is slightly less than 2:1. Can you account for the fact that this substance is a *p*-type semiconductor?

Answer

In the cuprous oxide ( $\text{Cu}_2\text{O}$ ) prepared in the laboratory, copper to oxygen ratio is slightly less than 2:1. This means that the number of  $\text{Cu}^+$  ions is slightly less than twice the number of  $\text{O}^{2-}$  ions. This is because some  $\text{Cu}^+$  ions have been replaced by  $\text{Cu}^{2+}$  ions. Every  $\text{Cu}^{2+}$  ion replaces two  $\text{Cu}^+$  ions, thereby creating holes. As a result, the substance conducts

electricity with the help of these positive holes. Hence, the substance is a *p*-type semiconductor.

**Question 1.19:**

Ferric oxide crystallises in a hexagonal close-packed array of oxide ions with two out of every three octahedral holes occupied by ferric ions. Derive the formula of the ferric oxide.

Answer

Let the number of oxide ( $O^{2-}$ ) ions be  $x$ .

So, number of octahedral voids =  $x$

It is given that two out of every three octahedral holes are occupied by ferric ions.

So, number of ferric ( $Fe^{3+}$ ) ions =  $\frac{2}{3}x$

Therefore, ratio of the number of  $Fe^{3+}$  ions to the number of  $O^{2-}$  ions,

$$Fe^{3+} : O^{2-} = \frac{2}{3}x : x$$
$$= \frac{2}{3} : 1$$

$$= 2 : 3$$

Hence, the formula of the ferric oxide is  $Fe_2O_3$ .

**Question 1.20:**

Classify each of the following as being either a *p*-type or an *n*-type semiconductor:

**(i)** Ge doped with In **(ii)** B doped with Si.

Answer

**(i)** Ge (a group 14 element) is doped with In (a group 13 element). Therefore, a hole will be created and the semiconductor generated will be a *p*-type semiconductor. **(ii)** B (a group 13 element) is doped with Si (a group 14 element). So, there will be an extra electron and the semiconductor generated will be an *n*-type semiconductor.

**Question 1.21:**

Gold (atomic radius = 0.144 nm) crystallises in a face-centred unit cell. What is the length of a side of the cell?

Answer

For a face-centred unit cell:

$$a = 2\sqrt{2}r$$

It is given that the atomic radius,  $r = 0.144$  nm

$$\text{So, } a = 2\sqrt{2} \times 0.144 \text{ nm}$$

$$= 0.407 \text{ nm}$$

Hence, length of a side of the cell = 0.407 nm

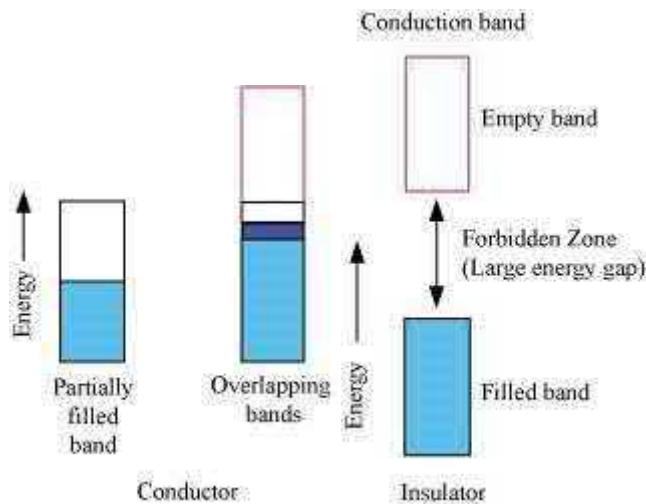
#### Question 1.22:

In terms of band theory, what is the difference

- (i) Between a conductor and an insulator
- (ii) Between a conductor and a semiconductor

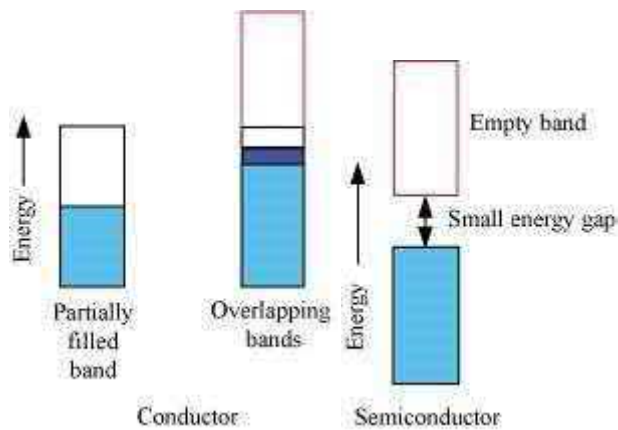
Answer

- (i) The valence band of a conductor is partially-filled or it overlaps with a higher energy, unoccupied conduction band.



On the other hand, in the case of an insulator, the valence band is fully- filled and there is a large gap between the valence band and the conduction band.

(ii) In the case of a conductor, the valence band is partially-filled or it overlaps with a higher energy, unoccupied conduction band. So, the electrons can flow easily under an applied electric field.



On the other hand, the valence band of a semiconductor is filled and there is a small gap between the valence band and the next higher conduction band. Therefore, some electrons can jump from the valence band to the conduction band and conduct electricity.

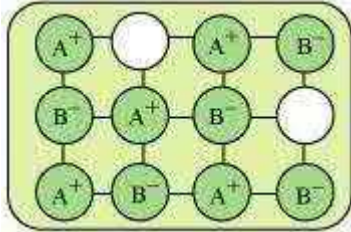
**Question 1.23:**

Explain the following terms with suitable examples:

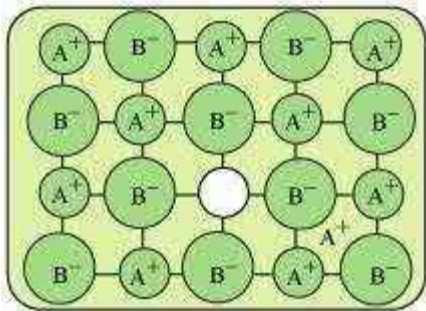
- (i) Schottky defect
- (ii) Frenkel defect
- (iii) Interstitials and
- (iv) F-centres

Answer

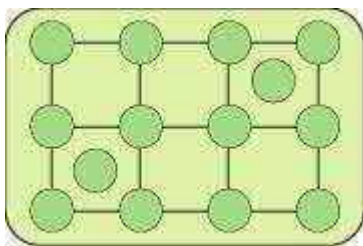
(i) **Schottky defect:** Schottky defect is basically a vacancy defect shown by ionic solids. In this defect, an equal number of cations and anions are missing to maintain electrical neutrality. It decreases the density of a substance. Significant number of Schottky defects is present in ionic solids. For example, in NaCl, there are approximately  $10^6$  Schottky pairs per  $\text{cm}^3$  at room temperature. Ionic substances containing similar sized cations and anions show this type of defect. For example: NaCl, KCl, CsCl, AgBr, etc.



**(ii) Frenkel defect:** Ionic solids containing large differences in the sizes of ions show this type of defect. When the smaller ion (usually cation) is dislocated from its normal site to an interstitial site, Frenkel defect is created. It creates a vacancy defect as well as an interstitial defect. Frenkel defect is also known as dislocation defect. Ionic solids such as AgCl, AgBr, AgI, and ZnS show this type of defect.

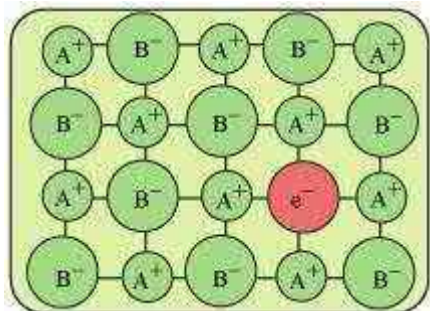


**(iii) Interstitials:** Interstitial defect is shown by non-ionic solids. This type of defect is created when some constituent particles (atoms or molecules) occupy an interstitial site of the crystal. The density of a substance increases because of this defect.



**(iv) F-centres:** When the anionic sites of a crystal are occupied by unpaired electrons, the ionic sites are called F-centres. These unpaired electrons impart colour to the crystals. For example, when crystals of NaCl are heated in an atmosphere of sodium vapour, the sodium atoms are deposited on the surface of the crystal. The Cl ions diffuse from the crystal to its surface and combine with Na atoms, forming NaCl. During this process, the

Na atoms on the surface of the crystal lose electrons. These released electrons diffuse into the crystal and occupy the vacant anionic sites, creating F-centres.



**Question 1.24:**

Aluminium crystallises in a cubic close-packed structure. Its metallic radius is 125 pm.

- (i) What is the length of the side of the unit cell?
- (ii) How many unit cells are there in 1.00 cm<sup>3</sup> of aluminium?

Answer

- (i) For cubic close-packed structure:

$$\begin{aligned}
 a &= 2\sqrt{2}r \\
 &= 2\sqrt{2} \times 125 \text{ pm} \\
 &= 353.55 \text{ pm} \\
 &= 354 \text{ pm (approximately)}
 \end{aligned}$$

- (ii) Volume of one unit cell = (354 pm)<sup>3</sup>

$$\begin{aligned}
 &= 4.4 \times 10^7 \text{ pm}^3 \\
 &= 4.4 \times 10^7 \times 10^{-30} \text{ cm}^3 \\
 &= 4.4 \times 10^{-23} \text{ cm}^3
 \end{aligned}$$

Therefore, number of unit cells in 1.00 cm<sup>3</sup> =  $\frac{1.00 \text{ cm}^3}{4.4 \times 10^{-23} \text{ cm}^3}$

$$= 2.27 \times 10^{22}$$

**Question 1.25:**

If NaCl is doped with 10<sup>-3</sup> mol % of SrCl<sub>2</sub>, what is the concentration of cation vacancies?

Answer

It is given that NaCl is doped with  $10^{-3}$  mol% of  $\text{SrCl}_2$ .

This means that 100 mol of NaCl is doped with  $10^{-3}$  mol of  $\text{SrCl}_2$ .

Therefore, 1 mol of NaCl is doped with  $\frac{10^{-3}}{100}$  mol of  $\text{SrCl}_2$   
 $= 10^{-5}$  mol of  $\text{SrCl}_2$

Cation vacancies produced by one  $\text{Sr}^{2+}$  ion = 1

$\therefore$  Concentration of the cation vacancies

$$\begin{aligned} \text{produced by } 10^{-5} \text{ mol of } \text{Sr}^{2+} \text{ ions} &= 10^{-5} \times 6.022 \times 10^{23} \\ &= 6.022 \times 10^{18} \text{ mol}^{-1} \end{aligned}$$

Hence, the concentration of cation vacancies created by  $\text{SrCl}_2$  is  $6.022 \times 10^8$  per mol of NaCl.

**Question 1.26:**

Explain the following with suitable examples:

- (i) Ferromagnetism
- (ii) Paramagnetism
- (iii) Ferrimagnetism
- (iv) Antiferromagnetism
- (v) 12-16 and 13-15 group compounds.

Answer

**(i) Ferromagnetism:** The substances that are strongly attracted by a magnetic field are called ferromagnetic substances. Ferromagnetic substances can be permanently magnetised even in the absence of a magnetic field. Some examples of ferromagnetic substances are iron, cobalt, nickel, gadolinium, and  $\text{CrO}_2$ .

In solid state, the metal ions of ferromagnetic substances are grouped together into small regions called domains and each domain acts as a tiny magnet. In an unmagnetised piece of a ferromagnetic substance, the domains are randomly-oriented and so, their magnetic moments get cancelled. However, when the substance is placed in a magnetic field, all the



domains get oriented in the direction of the magnetic field. As a result, a strong magnetic effect is produced. This ordering of domains persists even after the removal of the magnetic field. Thus, the ferromagnetic substance becomes a permanent magnet.



**Schematic alignment of magnetic moments in ferromagnetic substances (ii)**

**Paramagnetism:** The substances that are attracted by a magnetic field are called paramagnetic substances. Some examples of paramagnetic substances are  $O_2$ ,  $Cu^{2+}$ ,  $Fe^{3+}$ , and  $Cr^{3+}$ .

Paramagnetic substances get magnetised in a magnetic field in the same direction, but lose magnetism when the magnetic field is removed. To undergo paramagnetism, a substance must have one or more unpaired electrons. This is because the unpaired electrons are attracted by a magnetic field, thereby causing paramagnetism.

**(iii) Ferrimagnetism:** The substances in which the magnetic moments of the domains are aligned in parallel and anti-parallel directions, in unequal numbers, are said to have ferrimagnetism. Examples include  $Fe_3O_4$  (magnetite), ferrites such as  $MgFe_2O_4$  and  $ZnFe_2O_4$ .

Ferrimagnetic substances are weakly attracted by a magnetic field as compared to ferromagnetic substances. On heating, these substances become paramagnetic.



**Schematic alignment of magnetic moments in ferrimagnetic substances**

**(iv) Antiferromagnetism:** Antiferromagnetic substances have domain structures similar to ferromagnetic substances, but are oppositely-oriented. The oppositely-oriented domains cancel out each other's magnetic moments.



**Schematic alignment of magnetic moments in antiferromagnetic substances (v)**

**12-16 and 13-15 group compounds:** The 12-16 group compounds are prepared by combining group 12 and group 16 elements and the 13-15 group compounds are prepared by combining group 13 and group 15 elements. These compounds are prepared to

stimulate average valence of four as in Ge or Si. Indium (III) antimonide (InSb), aluminium phosphide (AlP), and gallium arsenide (GaAs) are typical compounds of groups 13-15. GaAs semiconductors have a very fast response time and have revolutionised the designing of semiconductor devices. Examples of group 12-16 compounds include zinc sulphide (ZnS), cadmium sulphide (CdS), cadmium selenide (CdSe), and mercury (II) telluride (HgTe). The bonds in these compounds are not perfectly covalent. The ionic character of the bonds depends on the electronegativities of the two elements.